





ENERG
енергия · ενεργεια



BARTL

WB 10 CF/W-T/HG



55 °C

35 °C




51 dB

- dB

■ 23	■ 26
■ 23	■ 26
■ 23	■ 26
kW	kW




ENERG
енергия · ενεργεια



BARTL

WB 10 CF/W-T/HG/FK



55 °C

35 °C

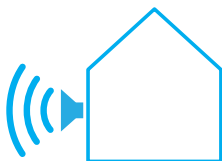


A⁺⁺

A⁺⁺



51 dB



00 dB


■ 23
■ **23**
■ 23
kW

■ 26
■ **26**
■ 26
kW






ENERG
енергия · ενεργεια



BARTL

WB 10 CF/W-T



55 °C

35 °C




51 dB

- dB

■ 23	■ 26
■ 23	■ 26
■ 23	■ 26
kW	kW




ENERG
енергия · ενεργεια




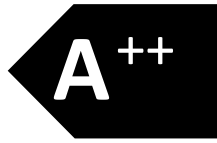
BARTL

WB 10 CF/W-T/FK

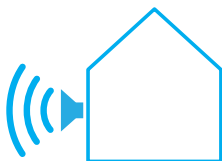


55 °C

35 °C



51 dB



00 dB


■ 23
■ **23**
■ 23
kW

■ 26
■ **26**
■ 26
kW






ENERG
енергия · ενεργεια



BARTL

WB 12 CF/W-T/HG



55 °C

35 °C




55 dB

- dB

■ 32	■ 36
■ 32	■ 36
■ 32	■ 36
kW	kW




ENERG
енергия · ενεργεια



BARTL

WB 12 CF/W-T/HG/FK



55 °C

35 °C

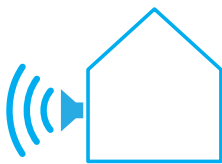


A⁺⁺

A⁺⁺



55 dB



00 dB

■ 32
■ **32**
■ 32
kW


■ 36
■ **36**
■ 36
kW






ENERG

енергия · ενεργεια



BARTL

WB 12 CF/W-T



55 °C

35 °C




55 dB

- dB

■ 32	■ 36
■ 32	■ 36
■ 32	■ 36
kW	kW




ENERG
енергия · ενεργεια




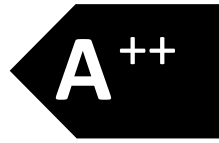
BARTL

WB 12 CF/W-T/FK



55 °C

35 °C




55 dB

00 dB

■ 32	■ 36
■ 32	■ 36
■ 32	■ 36
kW	kW




ENERG
енергия · ενεργεια



BARTL

WB 16 CF/W-T/HG



55 °C

35 °C




57 dB

- dB

■ 39	■ 42
■ 39	■ 42
■ 39	■ 42
kW	kW




ENERG
енергия · ενεργεια



BARTL

WB 16 CF/W-T/HG/FK



55 °C

35 °C

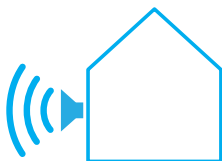


A⁺⁺

A⁺⁺



57 dB



00 dB


■ 39
■ **39**
■ 39
kW

■ 42
■ **42**
■ 42
kW






ENERG
енергия · ενέργεια



BARTL

WB 16 CF/W-T




55 °C

35 °C



57 dB



- dB

■ 39

■ 39

■ 39

kW

■ 42

■ 42


■ 42

kW






ENERG
енергия · ενεργεια





BARTL

WB 16 CF/W-T/FK

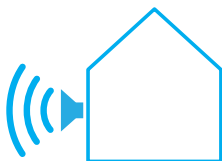


55 °C

35 °C



57 dB



00 dB

■ 39
■ **39**
■ 39
kW

■ 42
■ **42**
■ 42
kW

