





**ENERG**  
енергия · ενεργεια



BARTL

WB 10 CF/W/HG



55 °C

35 °C




**51** dB

- dB

■ 25	■ 28
■ 25	■ 28
■ 25	■ 28
kW	kW




**ENERG**  
енергия · ενεργεια




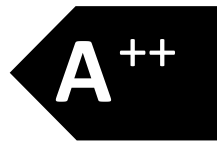
BARTL

WB 10 CF/W/HG/FK



55 °C

35 °C



**51** dB



**00** dB


■ 25  
■ **25**  
■ 25  
kW

■ 28  
■ **28**  
■ 28  
kW






**ENERG**  
енергия · ενεργεια



BARTL

WB 10 CF/W

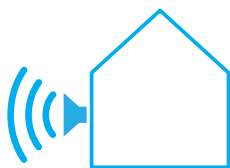


55 °C

35 °C



**51** dB



- dB


■ 25  
■ 25  
■ 25  
kW

■ 28  
■ 28  
■ 28  
kW






**ENERG**  
енергия · ενεργεια



BARTL

WB 10 CF/W/FK



55 °C

35 °C

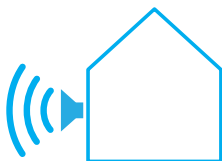


**A<sup>++</sup>**

**A<sup>++</sup>**



**51** dB



**00** dB


■ 25  
■ **25**  
■ 25  
kW

■ 28  
■ **28**  
■ 28  
kW






**ENERG**  
енергия · ενεργεια



BARTL

WB 12 CF/W/HG



55 °C

35 °C




**54 dB**

- dB

■ 33	■ 36
■ 33	■ 36
■ 33	■ 36
kW	kW




**ENERG**  
енергия · ενεργεια



BARTL

WB 12 CF/W/HG/FK



55 °C

35 °C

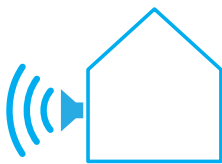


**A<sup>++</sup>**

**A<sup>++</sup>**



**54** dB



**00** dB

■ 33  
■ **33**  
■ 33  
kW


■ 36  
■ **36**  
■ 36  
kW






# ENERG

енергия · ενεργεια



BARTL

WB 12 CF/W



55 °C

35 °C




**54** dB

- dB

■ 33	■ 36
■ 33	■ 36
■ 33	■ 36
kW	kW




**ENERG**  
енергия · ενεργεια





BARTL

WB 12 CF/W/FK



55 °C

35 °C



**54** dB



**00** dB

■ 33  
■ **33**  
■ 33  
kW


■ 36  
■ **36**  
■ 36  
kW








**ENERG**  
енергия · ενεργεια



BARTL

WB 16 CF/W/HG



55 °C

35 °C




**56 dB**

- dB

■ 39	■ 42
■ 39	■ 42
■ 39	■ 42
kW	kW




**ENERG**  
енергия · ενεργεια




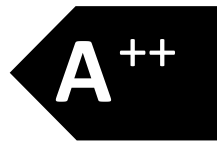
BARTL

WB 16 CF/W/HG/FK

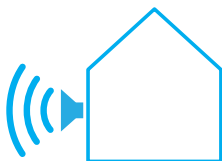


55 °C

35 °C



**56** dB



**00** dB

■ 39  
■ **39**  
■ 39  
kW

■ 42  
■ **42**  
■ 42  
kW






# ENERG

енергия · ενέργεια



BARTL

WB 16 CF/W




55 °C

35 °C



56 dB



- dB

■ 39

■ 39

■ 39

kW

■ 42

■ 42


■ 42

kW






**ENERG**  
енергия · ενεργεια



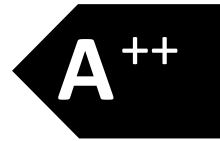
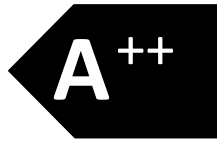
BARTL

WB 16 CF/W/FK



55 °C

35 °C



**56** dB

**00** dB

■ 39	■ 42
■ <b>39</b>	■ <b>42</b>
■ 39	■ 42
kW	kW